

## Some biological aspects of bogue *Boops boops* (Linnaeus, 1758) from Saros Bay (Northern Aegean Sea, Turkey)

Özgür Cengiz

Van Yüzüncü Yıl University, Fisheries Faculty, Van, Turkey

Correspondence: [ozgurcengiz17@gmail.com](mailto:ozgurcengiz17@gmail.com)

Received 28 October 2021 || Revised 10 March 2022 || Accepted 29 March 2022

### ABSTRACT

This study was conducted to determine the growth parameters, mortality and length at first maturity of bogue *Boops boops* (Linnaeus, 1758) in Saros Bay (Northern Aegean Sea). A total of 363 specimens were obtained, monthly, from commercial fishermen between February 2016 and January 2017. The total length and weight of sampled fish ranged from 11.3 to 24.1 cm and from 16.61 to 165.32 g, with a mean of 16.9 cm and 60.40 g, respectively. The length-weight relationship was calculated as  $W = 0.00807L^{3.13}$ . The von Bertalanffy growth equations were computed to be  $L_{\infty} = 27.9$  cm,  $k = 0.21$  year<sup>-1</sup>,  $t_0 = -1.57$  year. The growth performance index ( $\Phi'$ ) was found as 2.21. The length at first maturity was estimated as 16.6 cm. Total mortality rate (Z), natural mortality rate (M), fishing mortality rate (F) and exploitation rate (E) of the bogue were 0.44 year<sup>-1</sup>, 0.38 year<sup>-1</sup>, 0.06 year<sup>-1</sup> and 0.13 year<sup>-1</sup>, respectively. The present study provides preliminary information on the growth parameters, mortality and length at first maturity of *B. boops* for the Saros Bay (Northern Aegean Sea, Turkey).

**Keywords:** fisheries management, growth parameters, Perciformes, Sparidae, stock assessment.

### INTRODUCTION

The information on the age and growth of fish species is important for a comprehensive understanding of their population dynamics. This knowledge forms the basis for the calculations of growth, productivity estimates, and mortality rates (Campana 2001). In this connection, the growth parameters, the core of fisheries biology and ecology, are used for tasks such as: (a) development of stock assessment models (Hilborn and Walters 1992); (b) building of ecosystem models (Pauly et al. 2000); (c) testing life history patterns and tradeoffs, both within and between species (Rochet 2000; Stergiou 2000); (d) calculating maximum sustainable yield (Beddington and Kirkwood 2005); (e) estimating vulnerability of fish to overfishing (Cheung et al. 2005); and (f) predicting empirical equations for predicting other biological parameters, such as natural mortality (Pauly 1980) and length at first maturity (Froese and Binohlan 2000). The existence of accurate growth parameters estimates is essential for all of the above to be realized (Apostolidis and Stergiou 2014).

The Sparidae is a family of the order Perciformes and contains 164 species in 38 genera (Eschmeyer's Catalog of Fishes 2020). Recently, the family Centracanthidae (picarels) has also been merged with the Sparidae (Santini et al. 2014) while they previously were listed as distinct and separate (Golani et al. 2006; Nelson 2006; Mater et al. 2011). As far as it is known, 24 Sparidae species within 13

genera (*Boops* Cuvier, 1814; *Centracanthus* Rafinesque, 1810; *Dentex* Cuvier, 1814; *Diplodus* Rafinesque, 1810; *Evynnis* Jordan and Thompson, 1912; *Lithognathus* Swainson, 1839; *Oblada* Cuvier, 1829; *Pagellus* Valenciennes, 1830; *Pagrus* Cuvier, 1816; *Sarpa* Bonaparte, 1831; *Sparus* Linnaeus, 1758; *Spicara* Rafinesque, 1810; *Spondylisoma* Cantor, 1849) from Turkish territorial waters were reported (Mater et al. 2011) and there are two more species (*Crenidens crenidens* Forsskål, 1775 and *Rhabdosargus haffara* Forsskål, 1775) in the Eastern Mediterranean (Golani et al. 2006) which are lessepsian (Paruğ and Cengiz 2020a).

The genus *Boops* is represented by two species, worldwide: *Boops boops* (Linnaeus, 1758) and *Boops lineatus* (Boulenger, 1892) (Froese and Pauly 2021). *Boops boops* is a demersal or semipelagic species inhabiting inshore waters above various bottoms (sand, mud, rocks or posidonia beds) in the whole Mediterranean, eastern and western Atlantic (Bauchot and Hureau 1986) and moves in aggregations, ascending to the surface mainly at night (Bauchot 1987). It is known to be distributed in all Turkish seas (Fricke et al. 2007). *Boops boops* is exported to European countries such as Greece and Italy, especially during the winter months in their fishing season which is found to be the most abundant. It is of economic importance, and fishing, widely used in the Northern Aegean Sea (Turkey), is commonly made with handline fishing, gill net, and purse seine (Cengiz et al. 2013). According to the Turkish

Statistical Institute, *B. boops* yield from fisheries was 2598.8 tonnes (t) in 2020. In the whole General Fisheries Commission for the Mediterranean (*GFCM*) areas, its landings varied from catch of 20.586 t in 2016 to 19.711 t in 2018 (FAO 2020).

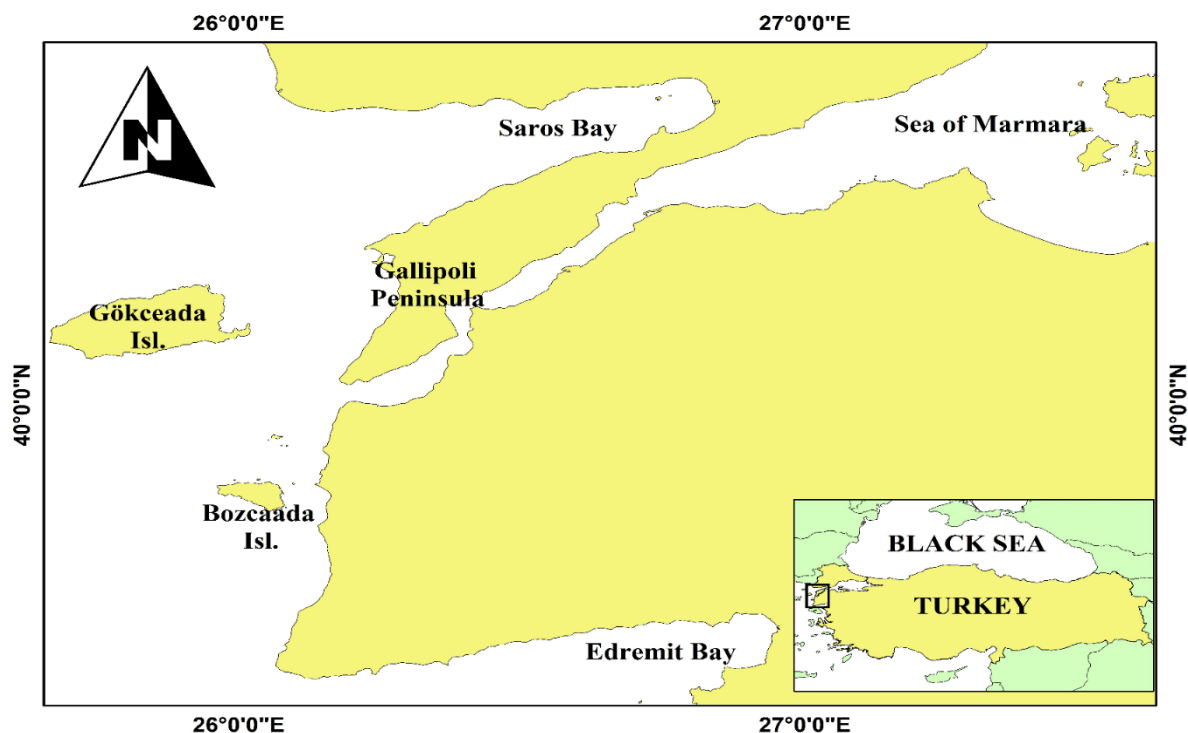
There are many studies on biology of bogue (Girardin 1981; Anato and Ktari 1986; Girardin and Quignard 1986; Alegria-Hernández 1989; Djabali et al. 1990; Hassan 1990; Abdel-Rahman 2003; Allam 2003; El-Hawet et al. 2005; Khemiri et al. 2005; El-Okda 2008; Amira et al. 2019; Azab et al. 2019), as a summary. As for Turkish sea, the information on biology of *B. boops* come from Saros Bay (Cengiz et al. 2019), Edremit Bay (Bilge 2008), Izmir Bay (Öztürk 1998; Bilge 2008; Kara and Bayhan 2015; Soykan et al. 2015) and Babadillimanı Bight (Manaşırılı et al. 2006). However, Ceyhan et al. (2018) and Cengiz (2021a) made studies on the maximum length records of the species, while Cengiz et al. (2013) and İlkyaz et al. (2017) extrapolated the selectivity parameters of bogue. This study provides preliminary information on the growth parameters, mortality and length at first maturity of *B. boops* for the Saros Bay (Northern Aegean Sea, Turkey) and compares these results with the previous studies in different areas of Mediterranean Basin.

## METHODS

The northern Aegean coasts of Turkey are divided to sub-regions as the Saros Bay, the Gallipoli Peninsula, the Gökceada and Bozcaada Islands and the

Edremit Bay (Cengiz and Paruğ 2020; Cengiz 2021b). The length of Saros Bay is about 61 km and the width at the opening to the Aegean Sea is about 36 km (Eronat and Sayın 2014). As the bay had been closed to bottom trawl fishing since 2000 (Cengiz et al. 2014) and no industrial activity was prevalent in the area (Sarı and Çağatay 2001), it can be considered as a pristine environment (Cengiz et al. 2015; Cengiz 2021c). For these reasons, Saros Bay and its coastal area were declared as a Special Environmental Protection Area (*SEPA*) due to its landscape, geomorphological, ecological, floristic biogenetic and touristic properties (Güçlüsoy 2015) (Figure 1).

Samples were obtained monthly between February 2016 and January 2017 in random stratified sampling from commercial fishermen catching fish species by drive-in fishing method around Saros Bay. The individuals were measured to the nearest centimeter (total length), weighed to the nearest 0.01 g (total weight). The length-weight relationship was estimated by fitting an exponential curve,  $W = aL^b$  (Le Cren 1951). Parameters  $a$  and  $b$  of the exponential curve were estimated by linear regression analysis over log-transformed data  $\log W = \log a + b \log L$ , where  $W$  is the total weight (g),  $L$  is the total length (cm),  $a$  is the intercept, and  $b$  is the slope or allometric coefficient, using the least-squares method. Value  $b > 3$  shows positive allometric growth, while value  $b < 3$  indicates negative allometric growth. It is isometric growth when value  $b$  is equal to 3 (Bagenal and Tesch 1978). The growth type was identified by Student's  $t$ -test.



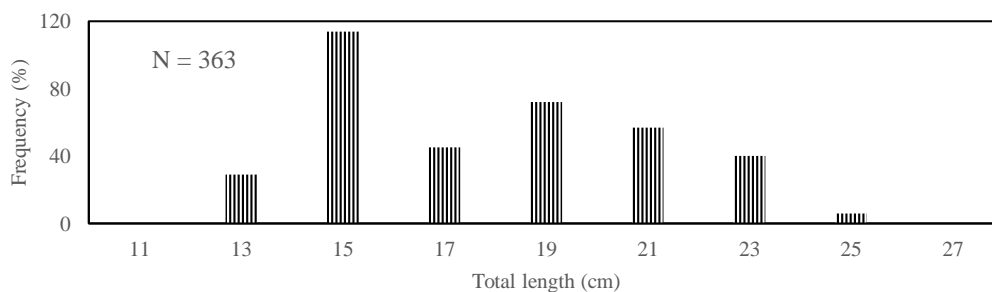
**Figure 1.** Saros Bay and the northern Aegean coasts of Turkey.

The otoliths were evaluated for age determination. Following removal, the sagittal otoliths were put in a mixture of first 5% HCL and then 3% NaOH solutions, washed in distilled water and subsequently dried. The sagittal otoliths placed in watch glass filled with water were read using a stereoscopic zoom microscope under reflected light against a black background. Opaque and transparent zones were counted; one opaque zone plus one transparent zone was assumed to be one year (Cengiz 2019). Growth parameters were estimated by using the von Bertalanffy growth equation:  $L_t = L_\infty [1 - e^{-k(t-t_0)}]$ , where  $L_t$  is fish length (cm) at age  $t$ ,  $L_\infty$  is the asymptotic fish length (cm),  $t$  is the fish age (years),  $t_0$  (years) is the hypothetical time at which the fish length is zero, and  $k$  is the growth coefficient ( $\text{year}^{-1}$ ). FAO-ICLARM Stok Assessment Tools FISAT II) were used to estimate growth parameters, which were calculated with the non-linear least-squares method. The growth parameters obtained in this study were compared with the parameters obtained in other studies from various geographical areas using the growth performance index ( $\Phi'$ ) (Pauly and Munro 1984). It was estimated using the formula,  $\Phi' = \log(k) + 2 \cdot \log(L_\infty)$ . The length at first maturity was determined from asymptotic length by using the empirical relationship

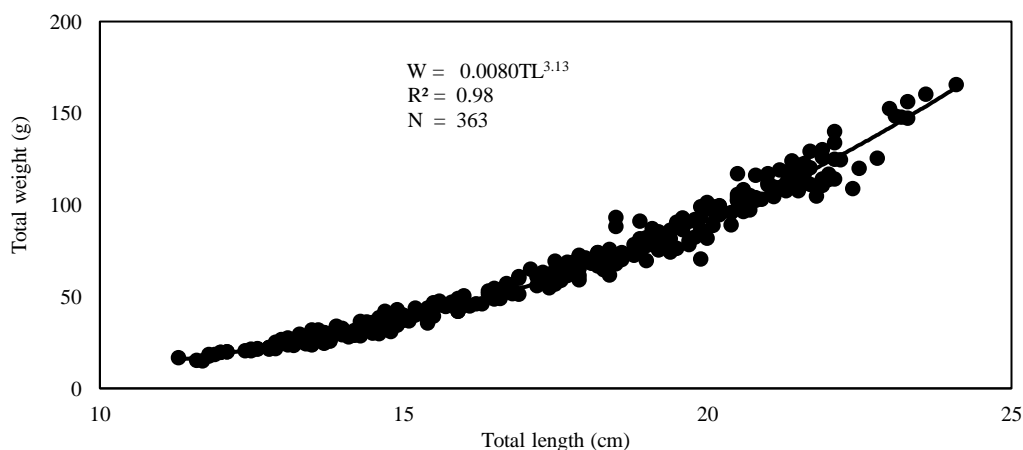
of Froese and Binohlan (2000):  $\log L_m = 0.8979 \cdot \log L_\infty - 0.0782$  (for all samples). Total mortality rate ( $Z$ ) was estimated from linearized catch curve based on age composition data (Sparre and Venema 1992). Natural mortality rate ( $M$ ) was computed from Pauly (1980)'s multiple regression formula:  $M = 0.8 \cdot \exp(-0.0152 - 0.279 \cdot \ln L_\infty + 0.6543 \cdot \ln K + 0.463 \cdot \ln T)$ , where  $L_\infty$  and  $K$  are the parameters obtained from the von Bertalanffy growth equation and  $T^\circ\text{C}$  is the annual mean water temperature at the study locality. Fishing mortality rate ( $F$ ) was estimated from  $F = Z - M$ , and the exploitation rate ( $E$ ) from  $E = F/Z$ .

## RESULTS

A total of 363 individuals were, monthly, collected from commercial fishmongers around Saros Bay. The mean  $\pm$  standard error (and range) of total length and total weight for all samples were  $16.9 \pm 0.16$  (11.3 – 24.1) cm (Figure 2) and  $60.40 \pm 1.79$  (14.61 – 165.32) g, respectively. The length-weight relationship was estimated as  $W = 0.0080TL^{3.13}$  ( $R^2 = 0.98$ ) (Figure 3). The  $b$ -values and  $t$ -test results indicated positive allometric growth.



**Figure 2.** The length-frequency distribution for all samples of *Boops boops* from Saros Bay (Northern Aegean Sea, Turkey).



**Figure 3.** The length-weight relationships for all samples of *Boops boops* from Saros Bay (Northern Aegean Sea, Turkey).

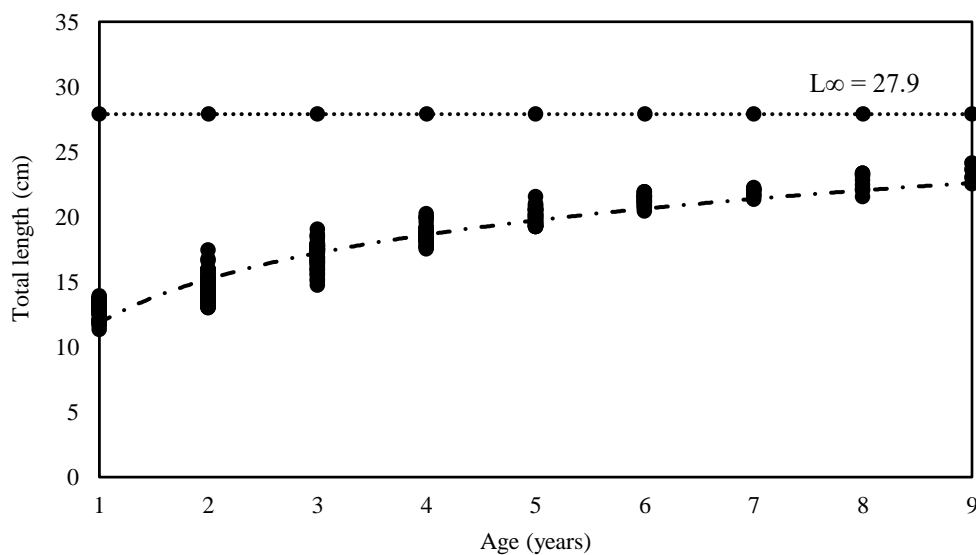
Results obtained from the otolith reading of 363 individuals displayed that the ages of the fishes were found to be within the range of 1 to 9 years. Table 1 revealed fishes belonging to age groups 2. and 3. were the most dominant. The von Bertalanffy growth equations were computed as  $L_{\infty} = 27.9$  cm,  $k = 0.21$  year<sup>-1</sup>,  $t_0 = -1.57$  year for all samples (Figure 4). The

growth performance index ( $\Phi'$ ) was found as 2.21. The length at first maturity was estimated as 16.6 cm.

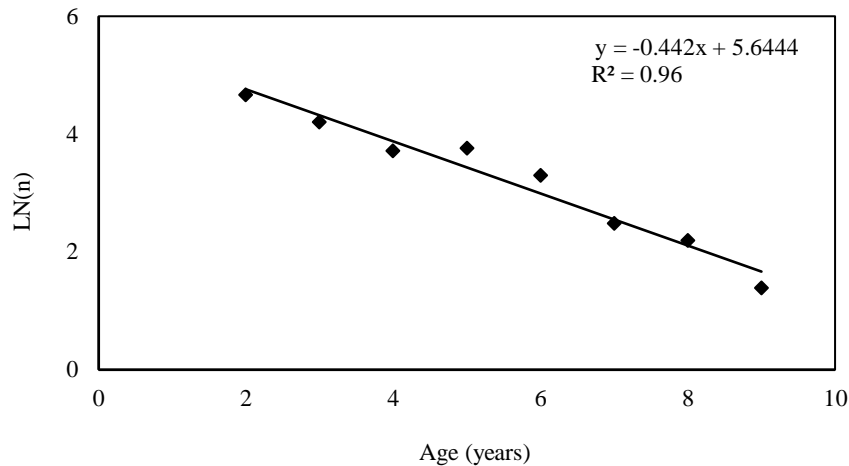
Total mortality rate (Z) for all samples was 0.44 year<sup>-1</sup> (Figure 5). The annual water temperature mean in the study locality was 14.3°C. Thus, natural mortality rate (M) was estimated as 0.38 year<sup>-1</sup>. Fishing mortality rate (F) was found to be 0.06 year<sup>-1</sup>. The exploitation rate (E) was calculated as 0.13 year<sup>-1</sup>.

**Table 1.** The age-length key for all samples of *Boops boops* from Saros Bay (Northern Aegean Sea, Turkey).

Length class (cm)	Age (years)									All samples
	1	2	3	4	5	6	7	8	9	
11.0 – 13.0	26	3	-	-	-	-	-	-	-	29
13.1 – 15.0	28	84	2	-	-	-	-	-	-	114
15.1 – 17.0	-	18	27	-	-	-	-	-	-	45
17.1 – 19.0	-	1	38	33	-	-	-	-	-	72
19.1 – 21.0	-	-	-	8	42	7	-	-	-	57
21.1 – 23.0	-	-	-	-	1	20	12	5	2	40
23.1 – 25.0	-	-	-	-	-	-	-	4	2	6
<b>All samples</b>										
N	54	106	67	41	43	27	12	9	4	363
%	14.88	29.20	18.46	11.29	11.85	7.44	3.31	2.48	1.10	100
Min	11.3	13.0	14.7	17.5	19.2	20.4	21.3	21.5	22.5	11.3
Max	13.9	17.4	19.0	20.2	21.5	21.9	22.2	23.3	24.1	24.1
Mean	13.0	14.4	17.0	18.6	20.0	21.3	21.9	22.6	23.3	16.9
S.E.	0.09	0.09	0.11	0.10	0.09	0.08	0.08	0.22	0.35	0.16



**Figure 4.** The growth curves for all samples of *Boops boops* from Saros Bay (Northern Aegean Sea, Turkey).



**Figure 5.** Age structured catch curve for estimation of total mortality ( $Z$ ) of *Boops boops* from Saros Bay (Northern Aegean Sea, Turkey).

## DISCUSSION

Table 2 summarizes the results about the length-weight relationships (LWRs) between the present study to previous ones.

The  $b$  values in LWRs falls between 2.5 and 3.5 (Froese 2006) or 2 to 4 (Tesch 1971). In this study, the  $b$  value of *B. boops* was within these expected ranges. Generally, the  $b$  value obtained from LWR estimation within the same species can change depending on the degree of gonad maturity, sex, diet, sample preservation techniques, stomach fullness (Wootton 1990), number of specimens analyzed, area/season effects, sampling duration (Moutopoulos and Stergiou 2002), fishing gear used (Kapiris and Klaoudaos 2011), and size selectivity of the sampling gear (İşmen et al. 2007). For these reasons, Torres et al. (2012) underlined that LWRs may change temporarily and/or spatially, so these studies should be regularly updated for each separate population.

The mean lengths at different ages for *B. boops* given by various authors are listed in Table 3. However, Table 4 indicates the maximum ages, growth parameters and growth performance indices of *B. boops* reported in Mediterranean Basin.

The maximum age of the bogue was reported as 11 years by Girardin and Quignard (1986) in the Gulf of Lion and 13 years by Khemiri et al. (2005) in eastern Tunisian coasts. The maximum ages can vary widely among the populations within species especially those that have wide distributions (Gibson 2005). In this case, the reasons for differences in longevity could be attributed to the effects of temperature, intensities of competition for food, food availability, life history strategies, and fishing efforts (Nash and Geffen 2005). Within the Mediterranean Sea, there exists a west-east gradient (Krom et al. 1991). The Eastern Mediterranean has been identified

as one of the most oligotrophic areas of the world (Azov 1986; Paruž and Cengiz 2020b). These values from the western Mediterranean areas are the highest one compared to all other eastern Mediterranean values. This may be because the eastern Mediterranean is one of the most oligotrophic areas of the world. The differences in growth parameters among the study areas could probably be attributed to a combination of sample characteristics (sample sizes and range of sizes), geographical differences and aging methodology used (Monterio et al. 2006), incorrect age interpretation (Matić-Skoko et al. 2007; Bayhan et al. 2008), size, quantity and quality of food and water temperature (Santic et al. 2002), and differences in length at first maturity (Champagnat 1983). Besides, the selectivity of the fishing tool used can also affect the estimates of growth parameters (Ricker 1969; Potts et al. 1998). Therefore, the possible reasons for the differences in the results between the other studies and this study may be related to one or more factors given above. Table 5 documents the previous studies on length at first maturity of *B. boops* from different areas.

The length at first maturity from asymptotic length by using the empirical relationship has been calculated by many authors (Ateş et al. 2008; Cengiz 2013; Hossain et al. 2013; Kindong et al. 2019, etc.). The differences in lengths at first maturity between different areas could be attributed to food availability and temperature (Nikolsky 1963; Hempel 1965), overfishing pressure and selectivity (Trippel 1995; Helser and Almeida 1997; Jennings et al. 2001), genetic factors (Wootton 1998), and the use of different methods (Trippel and Harvey 1991; Froese and Binohlan 2000). Table 6 reports the results of earlier studies concerning mortality rates of *B. boops* from different areas.

**Table 2.** Comparison of length-weight relationships of *B. boops* in Mediterranean Basin. ♀ = Female, ♂ = Male, Σ = All samples, N = Sample size; *a* and *b* = the parameters of the relationships

References	Location	Sex	N	Length range (cm)	<i>a</i>	<i>b</i>
Petrakis and Stergiou (1995)	south Euboikos Gulf (Greece)	Σ	256	9.6 – 24.3	0.00012	3.09
Çiçek et al. (2006)	Babadıllımanı Bight (Turkey)	Σ	391	7.5 – 21.4	0.0080	3.04
Karakulak et al. (2006)	Gökçeada Island (Turkey)	♂	213	15.3 – 27.8	0.0074	3.11
		♀	232	15.4 – 32.1	0.0032	3.39
Manaşırılı et al. (2006)	Babadıllımanı Bight (Turkey)	Σ	314	7.5 – 21.4	0.0084	3.03
İşmen et al. (2007)	Saros Bay (Turkey)	Σ	189	10.5 – 22.0	0.0045	3.24
Bilge et al. (2008)	İzmir Bay (Turkey)	Σ	1245	9.5 – 27.1	0.0065	3.10
	Edremit Bay (Turkey)	Σ	1150	9.3 – 28.1	0.0041	3.32
Cherif et al. (2008)	Gulf of Tunis (Tunisia)	Σ	243	12.0 – 26.0	0.0070	3.06
El-Okda (2008)	Alexandria (Egypt)	Σ	920	-	0.0254	2.66
Hajjej et al. (2010)	Gulf of Gabes (Tunisia)	Σ	346	12.6 – 22.6	0.0102	3.03
Ramdene et al. (2013)	Bejaia (Algeria)	♂	-	-	0.0130	2.81
		♀	-	-	0.0150	2.77
Rachid et al. (2014)	B0u-Ismaïl Bay (Algeria)	Σ	1372	9.0 – 29.0	0.0160	2.79
Houria and Abdellatif (2015)	between Tenes and Tlemcen (Algeria)	Σ	2068	9.7 – 27.4	0.0039	3.26
Kara and Bayhan (2015)	İzmir Bay (Turkey)	♂	429	12.2 – 27.0	0.0028	3.42
		♀	503	11.3 – 27.9	0.0069	3.12
Soykan et al. (2015)	İzmir Bay (Turkey)	Σ	421	11.0 – 23.8	0.0050	3.25
Kherraz et al. (2016)	Oran (Algeria)	♂	496	9.0 – 26.0	0.0130	2.86
		♀	578	11.2 – 32.3	0.0120	2.88
Kara et al. (2018)	Gediz Estuary (Turkey)	Σ	51	8.5 – 13.8	0.0092	2.02
Azab et al. (2019)	Alexandria (Egypt)	♂	683	9.3 – 21.6	0.0100	2.97
		♀	684	10.0 – 23.1	0.0120	2.91
Dahel et al. (2019)	from Cap Takouch to Ain B'Har (Algeria)	Σ	1734	10.1 – 30.9	0.0016	2.81
Cengiz et al. (2019)	Saros Bay (Turkey)	♂	564	13.7 – 25.6	0.0095	3.07
		♀	374	13.4 – 27.6	0.0085	3.11
Milled-Fathalli et al. (2019)	Gulf of Tunis (Tunisia)	Σ	45	12.5 – 21.0	0.0119	2.88
Babaoğlu et al. (2021)	Çandarlı Bay (Turkey)	Σ	65	6.8 – 13.8	0.0094	3.01
This study	Saros Bay (Turkey)	Σ	363	11.3 – 24.1	0.0080	3.13

The discrepancies between the mortality rates from different areas could probably be attributed to various factors such as different ecological conditions and intensive fishing activities between the localities, and employed various methods (Joksimović et al. 2009). In this study, the low exploitation rate (E) indicated that bogue is not subjected to the fishing

pressure. There are two reasons for this case: (1) As the bay had been closed to bottom trawl fishing since 2000, there is no overfishing on bogue; (2) Kumova et al. (2015) stressed that the nets used with drive-in fishery method did not give rise to the fishing pressure on bogue population.

**Table 3.** The mean lengths at different ages for of *Boops boops* estimated by different ageing methods from some localities in Mediterranean Basin. \*from Bilge (2008), \*\*from El - Okda (2008), ♀ = Female, ♂ = Male, Σ = All samples.

References	Location	Ageing Method	Sex	Age (years)											
				0	1	2	3	4	5	6	7	8	9	10	
Alegria-Hernández (1989)**	Central Adriatic Sea (Croatia)	Otolith Length-frequency	Σ	-	14.7	17.7	20.0	22.0	23.8	-	-	-	-	-	-
Girardin and Quignard (1986)*	Gulf of Lyon	Scale	Σ	-	14.1	17.0	19.4	21.5	23.2	-	-	-	-	-	-
Hassan (1990)**	Egypt	Scale	Σ	-	9.1	14.2	17.4	20.4	22.5	24.3	25.7	27.4	28.6	29.6	-
Özürk (1998)*	Izmir Bay (Turkey)	Scale	Σ	-	10.2	13.3	15.9	18.3	20.2	21.7	-	-	-	-	-
Abdel-Rahman (2003)**	Alexandria (Egypt)	-	Σ	-	12.8	14.8	17.2	19.1	-	-	-	-	-	-	-
Allam (2003)**	Alexandria (Egypt)	Scale	Σ	-	9.3	11.3	13.3	14.9	16.4	17.9	-	-	-	-	-
El-Hawweet et al. (2005)**	Alexandria (Egypt)	Scale	Σ	-	11.0	14.0	16.3	18.6	20.5	-	-	-	-	-	-
El-Hawweet et al. (2005)**	from Matrouh city to Saloum Bay (Egypt)	Scale	Σ	-	9.7	12.9	15.5	17.6	19.5	21.4	-	-	-	-	-
El-Hawweet et al. (2005)**	from Matrouh city to Saloum Bay (Egypt)	Length-frequency	Σ	-	9.5	13.4	16.2	18.4	20.5	22.5	-	-	-	-	-
Khemiri et al. (2005)*	eastern Tunisian coasts	Otolith	Σ	-	11.5	14.4	17.0	19.0	20.5	22.0	-	-	-	-	-
Khemiri et al. (2005)*	northern Tunisian coasts	Otolith	Σ	-	12.0	15.0	17.8	19.9	21.6	23.1	-	-	-	-	-
Manaşurlu et al. (2006)	Babadullımanı Bight (Turkey)	Otolith	Σ	-	8.5	11.7	13.4	14.8	17.1	19.2	-	-	-	-	-
Bilge (2008)	Izmir Bay (Turkey)	Otolith	Σ	10.1	12.9	15.2	16.1	18.4	19.9	21.3	22.1	22.9	24.9	-	-
Bilge (2008)	Edremit Bay (Turkey)	Otolith	Σ	10.2	13.0	15.7	16.9	18.5	20.0	21.5	22.3	23.0	25.1	-	-
El - Okda (2008)	Alexandria (Egypt)	Otolith	Σ	-	9.5	12.6	15.0	17.0	-	-	-	-	-	-	-
Rachid et al. (2014)	B0u-Ismaıl Bay (Algeria)	Length-frequency	Σ	-	13.8	17.1	21.4	24.7	27.4	-	-	-	-	-	-
Houira and Abdellatif (2015)	between Tenes and Tlemcen (Algeria)	Otolith	Σ	-	10.7	13.7	15.2	16.3	17.7	19.3	21.0	22.1	22.4	-	-
Kara and Bayhan (2015)	Izmir Bay (Turkey)	Otolith	♂	-	11.3	15.2	18.4	21.1	22.8	-	-	-	-	-	-
Azab et al. (2019)	Alexandria (Egypt)	Scale	♀	-	11.2	15.1	18.7	21.4	23.1	-	-	-	-	-	-
Dahel et al. (2019)	Alexandria (Egypt)	Scale	Σ	-	8.4	13.8	17.9	21.0	-	-	-	-	-	-	-
Dahel et al. (2019)	from Cap Takouch to Ain B' Har (Algeria)	Length-frequency	Σ	-	14.4	17.4	20.5	24.5	29.3	-	-	-	-	-	-
This study	Saros Bay (Turkey)	Otolith	Σ	-	13.0	14.4	17.0	18.6	20.0	21.3	21.9	22.6	23.3	-	-

**Table 4.** The results of maximum ages, growth parameters and growth performance indices obtained from previous studies for *Boops boops* in Mediterranean Basin. \*from Monterio et al. (2006), \*\*from Bilge (2008), \*\*\*from El-Haweet et al. (2005), + $\Phi'$  was calculated, ♀ = Female, ♂ = Male,  $\Sigma$  = All samples,  $L_{\infty}$  = theoretical asymptotic length,  $K$  = growth rate coefficient,  $t_0$  = theoretical age when fish length is zero,  $\Phi'$  = growth performance index.

References	Location	Ageing Method	Sex	$L_{\infty}$	$K$	$t_0$	Age range (year)	$\Phi'$
Girardin (1981)*	Gulf of Lyon	Otolith	$\Sigma$	46.5	0.08	-3.54	0 - 7	2.54
Anato and Ktari (1983)*	Tunisia	Otolith	$\Sigma$	39.6	0.11	-1.69	1 - 8	2.24
Alegría-Hernández (1989)***	Central Adriatic Sea (Croatia)	Otolith Length-frequency	$\Sigma$	33.2	0.17	-1.48	2 - 6	2.28
			$\Sigma$	33.9	0.16	-1.46	2 - 6	2.20
Girardin and Quignard (1986)*	Gulf of Lyon	Scale	$\Sigma$	33.5	0.19	-0.75	1 - 11	2.34
Djabali et al. (1990)	Beni-Saf (Algeria)	Length-frequency	♀	27.3	0.22	-1.94	-	2.21
			♂	26.6	0.21	-2.60	-	2.17
Hassan (1990)***	Egypt	Scale	$\Sigma$	29.8	0.18	-1.33	1 - 6	2.20
Tsangridis and Filippousis (1991)	Greece	Length-frequency	$\Sigma$	36.0	0.40	-	-	2.71
+Öztürk (1998)**	İzmir Bay (Turkey)	-	$\Sigma$	34.6	0.15	1.71	1 - 4	2.25
Abdel-Rahman (2003)***	Alexandria (Egypt)	Scale	$\Sigma$	33.5	0.09	-2.64	1 - 6	2.00
Allam (2003)***	Alexandria (Egypt)	Scale	$\Sigma$	37.1	0.15	-1.78	1 - 5	2.19
El-Haweet et al. (2005)	from Matrouh city to Saloum Bay (Egypt)	Scale	$\Sigma$	31.9	0.15	-1.53	1 - 6	2.18
		Length-frequency	$\Sigma$	29.7	0.25	-0.70	1 - 6	2.34
+Khemiri et al. (2005)	eastern Tunisian coasts northern Tunisian coasts	Otolith	$\Sigma$	26.7	0.22	-1.43	1 - 13	2.20
		Otolith	$\Sigma$	28.7	0.20	-1.41	1 - 9	2.22
+Manaşırılı et al. (2006)	Babadillimanı Bight (Turkey)	Otolith	$\Sigma$	33.6	0.10	-1.90	1 - 6	2.05
+Bilge (2008)	İzmir Bay (Turkey) Edremit Bay (Turkey)	Otolith	$\Sigma$	32.1	0.12	-3.20	0 - 9	2.09
		Otolith	$\Sigma$	31.5	0.13	-3.11	0 - 9	2.11
El - Okda (2008)	Alexandria (Egypt)	Otolith	$\Sigma$	30.1	0.15	-1.50	1 - 6	2.14
Ramdene et al. (2013)	Bejaia (Algeria)	Otolith	♂	27.0	0.24	-1.53	-	2.24
			♀	27.5	0.28	-1.20	-	2.32
Rachid et al. (2014)	B0u-Ismaïl Bay (Algeria)	Length-frequency	$\Sigma$	29.6	0.33	-	1 - 5	2.46
Houria and Abdellatif (2015)	between Tenes and Tlemcen (Algeria)	Otolith	$\Sigma$	30.0	0.11	-2.91	1 - 9	2.00
Kara and Bayhan (2015)	İzmir Bay (Turkey)	Otolith	♂	29.8	0.24	-0.98	1 - 5	2.34
			♀	30.7	0.23	-0.90	1 - 5	2.37
Layachi et al. (2015)	coastal area of Nador-Saïdia (Morocco)	Length-frequency	$\Sigma$	30.0	0.41	-0.30	-	2.54
Soykan et al. (2015)	İzmir Bay (Turkey)	Otolith	$\Sigma$	29.5	0.26	-1.14	1 - 5	2.37
Kherraz et al. (2016)	Oran (Algeria)	Length-frequency	♂	26.7	0.38	-0.75	-	2.43
			♀	34.1	0.26	-1.50	-	2.48
Azab et al. (2019)	Alexandria (Egypt)	Scale	$\Sigma$	30.6	0.27	-0.16	1 - 4	2.42
Dahel et al. (2019)	from Cap Takouch to Ain B'Har (Algeria)	Length-frequency	$\Sigma$	32.3	0.28	-0.58	1 - 5	2.46
This study	Saros Bay (Turkey)	Otolith	$\Sigma$	27.9	0.21	-1.57	1 - 9	2.21



**Table 5.** Previous studies on lengths at first maturity of *Boops boops* from different areas in Mediterranean Basin. \*from Layachi et al. (2015), ♀ = Female, ♂ = Male, Σ = All samples

References	Location	Length at first maturity (cm)
Matta (1958)*	Tuscan Archipelago (Italia)	13.0 (♀) - 11.6 (♂)
Mouneime (1981)*	Lebanon	13.0
Ktari and Anato (1983)*	Tunusia	14.0 to 18.0
Chali Chabane (1988)*	Bou Ismail (Algeria)	13.5
Meguedad and Mahious (1989)*	Oran (Algeria)	13.2
Hassan (1990)*	Egypt	10.0 to 13.0
El Agamy et al. (2004)*	Egypt	12.0 (♀) - 13.0 (♂)
Kherraz (2011)*	Oran (Algeria)	17.1
Bottari et al. (2014)	southern Tyrrhenian Sea (Italia)	13.1 (♀) - 14.2 (♂)
Layachi et al. (2015)	coastal area of Nador-Saïdia (Morocco)	14.3 (♀) - 13.3 (♂)
Soykan et al. (2015)	İzmir Bay (Turkey)	12.9 (♀) - 9.3 (♂)
Amira et al. (2019)	central Algerian coast	14.7
This study	Saros Bay (Turkey)	16.6

**Table 6.** Results of earlier studies concerning mortality rates of *Boops boops* from different areas in Mediterranean Basin.

References	Location	Z	M	F	E
Allam (2003)	Alexandria (Egypt)	1.28	0.45	0.82	0.46
Manaşırılı et al. (2006)	Babadillimanı Bight (Turkey)	1.25	0.35	0.90	0.72
Houria and Abdellatif (2015)	between Tenes and Tlemcen (Algeria)	0.41	0.24	0.18	0.43
Soykan et al. (2015)	İzmir Bay (Turkey)	1.17	1.15	1.02	0.87
Dahel et al. (2019)	from Cap Takouch to Ain B'Har (Algeria)	1.03	0.37	0.66	0.64
This study	Saros Bay (Turkey)	0.44	0.38	0.06	0.13

In conclusion, efficient fisheries management and enforcement regulations are known to be necessary to protect natural resources and provide their sustainability. Regular monitoring of the stock status is vital for optimal fishing and stock management, both related to sustainable fisheries (Kara and Bayhan 2015). For these reasons, the molecular characterisation and stable isotope analysis (using otoliths) of bogue must be made to determine if there is a single stock or more in Turkish waters. This may ensure knowledge on whether there may be two or more genetically distinct stocks that may have overlapping distributions. And what's more, it should be carried out into the early life history of the fish to determine otolith microstructure, spawning periodicity, dietary habits of larvae and map out nursery grounds as well as migratory routes. The results of the present study deal with the age and growth of *B. boops* to obtain growth parameters estimation, which are significant input parameters to stock assessment techniques and shall provide an insight into the life history of bogue. Further

investigations and longer-term sampling studies should be required to certify this first evaluation. Nonetheless, the available information must be taken into account to make a contribution to fishery managers and international scientific literature.

#### ACKNOWLEDGMENTS

The author would like to thank the commercial fishermen and the three anonymous reviewers for their assistance.

#### REFERENCES

- Abdel-Rahman M. 2003. Biological studies on fisheries of family Sparidae in Alexandria water. PhD Thesis, Department of Oceanography, Alexandria University, Alexandria.
- Alegria-Hernandez VA. 1989. Study on the age and growth of bogue (*Boops boops* (L.)) from the central Adriatic Sea. *Cybium*, 13(3): 281-288.
- Allam SM. 2003. Growth, mortality and yield per recruit of Bogue, *Boops boops* (L.), from the Egyptian Mediterranean waters off Alexandria. *Mediterranean Marine Science*, 4(1): 87-96. <https://doi.org/10.12681/mms.244>

- Amira S, Alioua Z and Harchouche K. 2019. Gonadal development and fecundity of bogue *Boops boops* (Linnaeus, 1758) (Sparidae) on the central Algerian coast. *Turkish Journal of Zoology*, 43(1): 12-29. <https://doi.org/10.3906/zoo-1805-44>
- Anato CB and Ktari MH. 1986. Age et croissance de *Boops boops* (Linnaeus, 1758). Poisson téléostéen sparidae des cotes tunisiennes. *Bulletin de l'Institut national scientifique et technique d'océanographie et de pêche, Salammbô*, 13(1): 33-54.
- Apostolidis C and Stergiou KI. 2014. Estimation of growth parameters from published data for several Mediterranean fishes. *Journal of Applied Ichthyology*, 30(1): 189-194. <https://doi.org/10.1111/jai.12303>
- Ateş C, Deval CM and Bök T. 2008. Age and growth of Atlantic bonito (*Sarda sarda* Bloch, 1793) in the Sea of Marmara and Black Sea, Turkey. *Journal of Applied Ichthyology*, 24(2): 546-550. <https://doi.org/10.1111/j.1439-0426.2008.01102.x>
- Azab MA, El-Far MA and El-Sayed MA. 2019. Age, growth and population structure of bogue, *Boops boops*, in the Mediterranean waters front Alexandria, Egypt. *Egyptian Journal of Aquatic Biology and Fisheries*, 23(3): 69-81. <https://doi.org/10.21608/EJABF.2019.35327>
- Azov Y. 1986. Seasonal patterns of phytoplankton productivity and abundance in nearshore oligotrophic waters of the Levant Basin (Mediterranean). *Journal of Plankton Research*, 8(1): 41-53. <https://doi.org/10.1093/plankt/8.1.41>
- Babaoğlu AÖ, Bayhan B, Kara A and Acarlı D. 2021. Length-weight relationships for 57 fish species of Bakircay River Estuary in Candarli Bay. *Fresenius Environmental Bulletin*, 30(12): 13339-13342.
- Bagenal TB and Tesch FW. 1978. Methods for Assessment of Fish Production in Fresh Waters. In: Bagenal T (ed). Age and growth. Oxford: IBP Handbook No. 3, Blackwell Science Publications, pp. 101-136.
- Bauchot ML and Hureau JC. 1986. Sparidae. In: Whitehead PJP, Bauchot ML, Hureau JC, Nielsen J and Tortonese E (eds). Fishes of the north-eastern Atlantic and the Mediterranean. Vol. II. Paris: UNESCO, pp. 883-907.
- Bauchot ML. 1987. Poissons osseux. Fiches FAO d'identification pour les besoins de la pêche. (rev. 1). Méditerranée et Mer Noire. Zone de pêche 37: 891-1421.
- Bayhan B, Sever TM and Taskavak E. 2008. Age, length-weight relationships and diet composition of scaldfish *Arnoglossus laterna* (Walbaum, 1792) (Pisces: Bothidae) in Izmir Bay (Aegean Sea). *Journal of Animal and Veterinary Advances*, 7(8): 924-929.
- Beddington JR and Kirkwood GP. 2005. The estimation of potential yield and stock status using life-history parameters. *Philosophical Transactions of the Royal Society of London. Series B, Biological Sciences*, 360(1453): 163-170. <https://doi.org/10.1098/rstb.2004.1582>
- Bilge G. 2008. The bio-ecological characteristics of bogue (*Boops boops* L., 1758) in Aegean Sea. Doctoral dissertation, PhD Thesis, Fisheries Department, Ege University, Izmir, Turkey (In Turkey).
- Bottari T, Micale V, Liguori M, Rinelli P, Busalacchi B, Bonfiglio R and Ragonese S. 2014. The reproductive biology of *Boops boops* (Linnaeus, 1758) (Teleostei: Sparidae) in the southern Tyrrhenian Sea (central Mediterranean). *Cahiers de Biologie Marine*, 55(2): 281-292. <https://doi.org/10.21411/CBM.A.EDD4CAB2>
- Campana SE. 2001. Accuracy, precision and quality control in age determination, including a review of the use and abuse of age validation methods. *Journal of Biology*, 59(2): 197-242. <https://doi.org/10.1111/j.1095-8649.2001.tb00127.x>
- Cengiz Ö. 2013. Some biological characteristics of Atlantic bonito (*Sarda sarda* Bloch, 1793) from Gallipoli Peninsula and Dardanelles (northeastern Mediterranean, Turkey). *Turkish Journal of Zoology*, 37(1): 73-83. <https://doi.org/10.3906/zoo-1204-10>
- Cengiz Ö, Ayaz A, Öztekin A and Kumova C. 2013. Determination of the selectivity of multifilament gillnets used for catching the bogue (*Boops boops* Linnaeus, 1758) by length-girth relationships in Gallipoli Peninsula (Northern Aegean Sea, Turkey). *Menba Journal of Fisheries Faculty*, 1(1): 28-32.
- Cengiz Ö, İşmen A and Özekinci U. 2014. Reproductive biology of the spotted flounder, *Citharus linguatula* (Actinopterygii: Pleuronectiformes: Citharidae), from Saros Bay (northern Aegean Sea, Turkey). *Acta Ichthyologica et Piscatoria*, 44(2): 123-129. <https://doi.org/10.3750/AIP2014.44.2.06>
- Cengiz Ö, İşmen A, Özekinci U and Öztekin A. 2015. Some reproductive characteristics of four-spotted megrim (*Lepidorhombus boschii* Risso, 1810) from Saros Bay (Northern Aegean Sea, Turkey). *Journal of Agricultural Sciences*, 21(2): 270-278. <https://doi.org/10.15832/tbd.10768>
- Cengiz Ö. 2019. Some reproductive characteristics of the blotched picarel *Spicara maena* (Perciformes: Centrarchidae) from Saros Bay, Northern Aegean Sea, Turkey. *Revista de Biología Marina y Oceanografía*, 54(2): 174-179. <https://doi.org/10.22370/rbmo.2019.54.2.1905>
- Cengiz Ö, Paruğ ŞŞ and Kızılkaya B. 2019. Weight-length relationship and reproduction of bogue (*Boops boops* Linnaeus, 1758) in Saros Bay (Northern Aegean Sea, Turkey). *KSU Journal of Agriculture and Nature*, 22(4): 577-582. <https://doi.org/10.18016/ksutarimdogu.vi.516700>
- Cengiz Ö and Paruğ ŞŞ. 2020. A new record of the rarely reported grey triggerfish (*Balistes caprisus* Gmelin, 1789) from Northern Aegean Sea (Turkey). *Marine and Life Sciences*, 2(1): 1-4.
- Cengiz Ö. 2021a. Maximum size record of bogue (*Boops boops* Linnaeus, 1758) caught around Gökçeada Island (Northern Aegean Sea, Turkey). *Marine and Life Sciences*, 3(1): 1-6. <https://doi.org/10.51756/marlife.732491>
- Cengiz Ö. 2021b. Length-weight relationships of four *Symphodus* species (Perciformes: Labridae) off Gökçeada Island (Northern Aegean Sea, Turkey). *Acta Natura et Scientia*, 2(2): 159-165. <https://doi.org/10.29329/actanatasci.2021.350.10>
- Cengiz Ö. 2021c. Opercular girth, maximum girth and total length relationships for eight fish species from the Saros Bay (northern Aegean Sea, Turkey). *The Palawan Scientist*, 13(2): 25-36.
- Ceyhan T, Ertoşluk O, Akyol O and Özgül A. 2018. The maximum size of bogue, *Boops boops* (Perciformes: Sparidae) for the Mediterranean. *Acta Aquatica Turcica*, 14(4): 399-403. <https://doi.org/10.22392/egirdir.463612>
- Chali Chabane F. 1988. Contribution à l'étude biologique et dynamique de la population de la Bogue *Boops boops* (L. 1758) de la baie de Bou Ismail, Algérie. Thèse de Magister ISMAL Alger. 111pp.
- Champagnat C. 1983. Pêche, biologie et dynamique du tassergal (*Pomatomus saltatrix* Linnaeus, 1766) sur les cotes Senegalo-Mauritaniennes. *Travaux et Documents du L'ORSTOM*, 168: 1-279. Cherif M, Zarrad R, Gharbi H, Missaoui H and Jarboui O. 2008. Length-weight relationships for 11 fish species from the Gulf of Tunis (SW Mediterranean Sea, Tunisia). *Pan-American Journal of Aquatic Sciences*, 3(1): 1-5.
- Cheung WWL, Pitcher TJ and Pauly D. 2005. A fuzzy logic expert system to estimate intrinsic extinction vulnerabilities of marine fishes to fishing. *Biological Conservation*, 124(1): 97-111. <https://doi.org/10.1016/j.biocon.2005.01.017>
- Çiçek E, Avsar D, Yeldan H and Özutok M. 2006. Length-weight relationships for 31 teleost fishes caught by bottom trawl net in the Babadillmani Bight (northeastern Mediterranean). *Journal of Applied Ichthyology*, 22(4): 290-292. <https://doi.org/10.1111/j.1439-0426.2006.00755.x>
- Dahel A, Rachedi M, Tahri M, Benchikh N, Diaf A and Djebar AB. 2019. Fisheries Status of the Bogue *Boops boops* (Linnaeus, 1758) in Algerian East Coast (Western Mediterranean Sea).

- Egyptian Journal of Aquatic Biology & Fisheries, 23(4), 577-589. <https://doi.org/10.21608/ejabf.2019.60554>
- Djabali F, Boudraa S, Bouhiddi A, Bousbia H, Bouchelaghem EH, Brahmi B, Dob M, Deriche O, Djekrir F, Kadri L et al. 1990. Travaux réalisés sur les stocks pélagiques et démersaux de la région de Béni-saf. FAO Fisheries and Aquaculture Report, 447: 160-165.
- El Agamy A, Zaki MI, Awad GS and Negm RK. 2004. Reproductive biology of *Boops boops* in the Mediterranean Environment. Egyptian Journal of Aquatic Research, 30: 241-254.
- El-Haweet A, Hegazy M, AbuHatab H and Sabry E. 2005. Validation of length frequency analysis for *Boops boops* (bogue) growth estimation. Egyptian Journal of Aquatic Research, 31(1): 399-408.
- El-Okda NL. 2008. Age and growth of *Boops boops* (L.) from Egyptian Mediterranean waters off Alexandria. Egyptian Journal of Aquatic Biology and Fisheries, 12(1): 13-23. <https://doi.org/10.21608/EJABF.2008.1968>
- Eronat C and Sayın E. 2014. Temporal evolution of the water characteristics in the bays along the eastern coast of the Aegean Sea: Saros, İzmir, and Gökova bays. Turkish Journal of Earth Sciences, 23(1): 53-66. <https://doi.org/10.3906/yer-1307-4>
- Eschmeyer's Catalog of Fishes. 2020. Species by family/subfamily in Eschmeyer's Catalog of Fishes. <http://researcharchive.calacademy.org/research/ichthyology/catalog/SpeciesByFamily.asp#Sparidae>. Accessed on 02 June 2020
- FAO (Food and Agriculture Organization of the United Nations). 2020. The State of Mediterranean and Black Sea Fisheries 2020. General Fisheries Commission for the Mediterranean, Rome, Italy. <https://doi.org/10.4060/cb2429en>. Accessed on 03 October 2021.
- Fricke R, Bilecenoğlu M and Sarı HM. 2007. Annotated checklist of fish and lamprey species of Turkey, including a red list of threatened and declining species. Stuttg Beitr Naturkunde Ser A (Biologie), 706: 1-169.
- Froese R and Binohlan C. 2000. Empirical relationships to estimate asymptotic length, length at first maturity and length at maximum yield per recruit in fishes, with a simple method to evaluate length frequency data. Journal of Fish Biology, 56(4): 758-773. <https://doi.org/10.1111/j.1095-8649.2000.tb00870.x>
- Froese R. 2006. Cube law, condition factor and weight-length relationships: history, meta-analysis and recommendations. Journal of Applied Ichthyology, 22(4): 241-253. <https://doi.org/10.1111/j.1439-0426.2006.00805.x>
- Froese R and Pauly D (eds). 2021. FishBase. World Wide Web electronic publication. <https://www.fishbase.org/identification/SpeciesList.php?genus=Boops>. Accessed on 04 June 2021
- Gibson RN. 2005. Flatfishes: Biology and Exploitation. Fish and Aquatic Resources Series 9. Blackwell Science.
- Girardin M. 1981: *Pagellus erythrinus* (Linnaeus, 1758) et *Boops boops* (Linnaeus, 1758) Sparidae (Pisces, Sparidae) du Golfe du Lion. Ecobiologie. Prises commerciales et modèles de gestion. PhD, Université des Sciences et Techniques du Languedoc, Montpellier, France (in French).
- Girardin M and Quignard JP. 1986. Growth of the *Boops boops* Linne, 1758 (Sparidae) in the Gulf of Lion. Journal of Applied Ichthyology, 2(1): 22-32. <https://doi.org/10.1111/j.1439-0426.1986.tb00426.x>
- Golani D, Öztürk B and Başusta N. 2006. Fishes of the Eastern Mediterranean. Turkish Marine Research Foundation (TÜDAV), İstanbul, Turkey, 259 pp.
- Güçlüsoy H. 2015. Marine and coastal protected areas of Turkish Aegean Coasts. In: Katakın T, Tokaç A, Beşiktepe Ş and Öztürk B (eds). The Aegean Sea Marine Biodiversity, Fisheries, Conservation and Governance. Turkish Marine Research Foundation (TÜDAV), Publication No: 41, İstanbul, TURKEY, pp. 669-684.
- Hajjej G, Hattour A, Allaya H, Cherif M, Bouain A and Jarboui O. 2010. Length-weight relationships for 13 fish species from the Gulf of Gabes (Southern Tunisia, Central Mediterranean). African Journal of Biotechnology, 9(37): 6177-6181.
- Hassan MWA. 1990. Comparative biological studies between two species of family Sparidae, *Boops boops* and *Boops salpa* in Egyptian Mediterranean waters. M.Sc. Thesis, Faculty of Science, Alexandria University. 198 pp.
- Helsler TE and Almeida FP. 1997. Density-dependent growth and sexual maturity of silver hake in the north-west Atlantic. Journal of Fish Biology, 51(3): 607-623. <https://doi.org/10.1111/j.1095-8649.1997.tb01516.x>
- Hempel G. 1965. On the importance of larval survival for the population dynamics of marine food fish. California Cooperative Oceanic Fisheries Investigations, 10: 13-23.
- Hilborn R and Walters CJ. 1992. Quantitative fisheries stock assessment: Choice, dynamics and uncertainty. Chapman and Hall, London. 592 pp.
- Hossain MY, Khatun MM, Jasmine S, Rahman MM, Jewel MAS and Ohtomi J. 2013. Life history traits of the threatened freshwater fish *Cirrhinus reba* (Hamilton 1822) (Cypriniformes: Cyprinidae) in the Ganges River, northwestern Bangladesh. Sains Malaysiana, 42(9): 1219-1229.
- Houria H and Abdellatif N. 2015. Growth and Mortalities of *B. boops* (Walbaum, 1792) in the Western Region of Algeria. Journal of Fisheries International, 10(4): 28-32.
- İlkyaz AT, Şensurat T, Dereli H and Aydin C. 2017. Codend selectivity for bogue (*Boops boops* L., 1758) in the eastern Mediterranean demersal trawl fishery. Turkish Journal of Fisheries and Aquatic Sciences, 17(4): 673-680. [https://doi.org/10.4194/1303-2712-v17\\_4\\_03](https://doi.org/10.4194/1303-2712-v17_4_03)
- İşmen A, Özen Ö, Altınbaş U, Özekinci U and Ayaz A. 2007. Weight-length relationships of 63 fish species in Saros Bay, Turkey. Journal of Applied Ichthyology, 23(6): 707-708. <https://doi.org/10.1111/j.1439-0426.2007.00872.x>
- Jennings S, Kaiser MJ and Reynolds JD. 2001. Marine Fisheries Ecology. Blackwell Science, Oxford. 432pp.
- Joksimović A, Regner S and Gačić Z. 2009. Mortality of red mullet (*Mullus barbatus*) on the Montenegrin Shelf (South Adriatic). Archives of Biological Sciences, 61(3): 493-499. <https://doi.org/10.2298/ABS0903493J>
- Kapiris K and Klaoudatos D. 2011. Length-weight relationships for 21 fish species caught in the Argolikos Gulf (central Aegean Sea, eastern Mediterranean). Turkish Journal of Zoology, 35(5): 717-723. <https://doi.org/10.3906/zoo-1003-122>
- Kara A and Bayhan B. 2015. Age and growth of *Boops boops* (Linnaeus, 1758) in Izmir Bay, Aegean Sea, Turkey. Journal of Applied Ichthyology, 31(4): 620-626. <https://doi.org/10.1111/jai.12680>
- Kara A, Sağlam C, Acarlı D and Cengiz Ö. 2018. Length-weight relationships for 48 fish species of the Gediz estuary, in Izmir Bay (Central Aegean Sea, Turkey). Journal of the Marine Biological Association of the United Kingdom, 98(4): 879-884. <https://doi.org/10.1017/S0025315416001879>
- Karakulak FS, Erk H and Bilgin B. 2006. Length-weight relationships for 47 coastal fish species from the northern Aegean Sea, Turkey. Journal of Applied Ichthyology, 22(4): 274-278. <https://doi.org/10.1111/j.1439-0426.2006.00736.x>
- Khemiri S, Gaamour A, Zylberberg L, Meunier F and Romdhane MS. 2005. Age and growth of bogue, *Boops boops*, in Tunisian waters. Acta Adriatica, 46(2): 159-175.
- Kherraz A. 2011. Aspect biologique et évaluation de la pêche de la Bogue *Boops boops* (Linné, 1758) de la frange côtière oranaise. Biologie-Croissance-Exploitation. Mémoire de Magister. Faculté des Sciences, Université d'Oran. 110pp.
- Kherraz A, Kherraz A and Boutiba Z. 2016. Interrelationship age and growth of *Boops boops* (Linnaeus, 1758) in western

- Mediterranean coast of Algeria. *Advances in Environmental Biology*, 10(4): 140-145.
- Kindong R, Zhu J, Dai X and Tian S. 2019. Life history parameters and yield per recruit analysis for *Tachysurus nitidus* and *Plagiognathops microlepis* in Lake Dianshan and their management implications. *Turkish Journal of Fisheries and Aquatic Sciences*, 19(12): 1025-1038. [http://doi.org/10.4194/1303-2712-v19\\_12\\_05](http://doi.org/10.4194/1303-2712-v19_12_05)
- Krom MD, Kress N, Brenner S and Gordon S. 1991. Phosphorus limitation of primary productivity in the eastern Mediterranean Sea. *Limnology and Oceanography*, 36(3): 24-432. <https://doi.org/10.4319/lo.1991.36.3.0424>
- Ktari MH and Anato CB. 1983. Reproduction of *Boops boops* (Linnaeus, 1758) and *Sarpa salpa*, Teleostfishes, Sparidae of the gulf of Tunis. *Bulletin Institut National Scientifique & Technique d'Océanographie et Pêche*, 10: 49-53.
- Kumova CA, Altınağaç U, Öztekin A, Ayaz A and Aslan A. 2015. Effect of hanging ratio on selectivity of gillnets for bogue (*Boops boops*, L. 1758). *Turkish Journal of Fisheries and Aquatic Sciences* 15(2): 567-573. [https://doi.org/10.4194/1303-2712-v15\\_2\\_44](https://doi.org/10.4194/1303-2712-v15_2_44)
- Layachi M, Idrissi MH, Ramdani M, Sahnouni F and Flower R. 2015. Growth and reproduction of the bogue *Boops boops* L., 1758 in the Mediterranean coastal area between Nador and Sidia (Morocco). *Bulletin de L'Institut Scientifique, Rabat, Section Sciences de la Vie*, 37: 53-59.
- Le Cren ED. 1951. The length-weight relationship and seasonal cycle in gonad weight and condition in the perch (*Perca fluviatilis*). *Journal of Animal Ecology*, 20: 201-219.
- Manaşırılı M, Avşar D, Yeldan H, Çiçek E and Özyurt CE. 2006. Estimation of growth, mortality and the exploitation rate of the bogue (*Boops Boops* Linnaeus, 1758) population from the Babadılımanı (Mersin) Bight. *E. U. Journal of Fisheries & Aquatic Sciences*, 23(3): 461-463.
- Mater S, Kaya M and Bilecenoğlu M. 2011. Türkiye Deniz Balıkları Atlası (4th ed). Ege Üniversitesi Basımevi, İzmir, Turkey. 169pp.
- Matić-Skoko S, Kraljević M, Dulčić J and Jardas I. 2007. Age, growth, maturity, mortality, and yield-per-recruit for annular sea bream (*Diplodus annularis* L.) from the eastern middle Adriatic Sea. *Journal of Applied Ichthyology*, 23(2): 152-157. <https://doi.org/10.1111/j.1439-0426.2006.00816.x>
- Matta F. 1958. La pesca a strascico nell'arcipelago Toscano. *Bolletino di Pesca di Piscicoltura e di Idrobiologia*, 34: 135-172.
- Meguedad K and Mahiouz AS. 1989. Etude de la reproduction de la Bogue *Boops boops* (L. 1758) de la baie d'Oran. Ovogenèse de ponte. *Mémoire de DES, Université d'Oran*. 54pp.
- Milled-Fathalli N, Hamed O and Chakroun-Marzouk N. 2019. Length-weight relationships of 22 commercial fish species from the Gulf of Tunis (Central Mediterranean Sea). *Cahiers de Biologie Marine*, 60(6): 541-546. <https://doi.org/10.21411/CBM.A.101E94A>
- Monteiro P, Bentes L, Coelho R, Correia C, Goncalves JM, Lino PG, Ribeiro J and Erzini K. 2006. Age and growth, mortality, reproduction and relative yield per recruit of the bogue, *Boops boops* Linn., 1758 (Sparidae), from the Algarve (south of Portugal) longline fishery. *Journal of Applied Ichthyology*, 22(5): 345-352. <https://doi.org/10.1111/j.1439-0426.2006.00756.x>
- Mouneime N. 1981. Remarques sur la relation longueur poids et le facteur de condition chez les poissons. *Cybium*, 5(4): 77-85.
- Moutopoulos DK and Stergiou KI. 2002. Length-weight and length-length relationships of fish species from the Aegean Sea (Greece). *Journal of Applied Ichthyology*, 18(3): 200-203. <https://doi.org/10.1046/j.1439-0426.2002.00281.x>
- Nash RDM and Geffen AJ. 2005. Age and Growth. In: Gibson RN (ed). *Flatfishes: Biology and exploitation*. Fish & Aquatic Resources Series 9. BlackwellScience, pp. 138-153.
- Nelson JS. 2006. *Fishes of the World* (4th ed). John Wiley & Sons, Inc., New York. 601pp.
- Nikolsky GV. 1963. *The ecology of fishes*. Academic Press, New York, 352pp.
- Öztürk N. 1998. İzmir Körfezi'nde dağılım gösteren kupez balığı'nın (*Boops boops* (Linnaeus, 1758)) bazı biyolojik özellikleri. 9 Eylül Üniversitesi, DBTE-CDK. Yüksek lisans Tezi, 38 s. (In Turkish).
- Paruğ ŞŞ and Cengiz Ö. 2020a. The maximum length record of the blackspot seabream (*Pagellus bogaraveo* Brünlich, 1768) for the Entire Aegean Sea and Turkish Territorial Waters. *Turkish Journal of Agriculture-Food Science and Technology*, 8(10): 2125-2130. <https://doi.org/10.24925/turjaf.v8i10.2125-2130.3597>
- Paruğ ŞŞ and Cengiz Ö. 2020b. The maximum length record of the white seabream (*Diplodus sargus* Linnaeus, 1758) for the Aegean Sea. *Acta Natura et Scientia*, 1(1): 96-108. <https://doi.org/10.29329/actanatsci.2020.313.11>
- Pauly D. 1980. On the interrelationships between natural mortality, growth parameters, and mean environmental temperature in 175 fish stocks. *ICES Journal of Marine Science*, 39(2): 175-192. <https://doi.org/10.1093/icesjms/39.2.175>
- Pauly D and Munro JL. 1984. Once more on growth comparison in fish and invertebrates. *ICLARM Fishbyte* 2: 1-21.
- Pauly D, Christensen V and Walters C. 2000. Ecopath, Ecosim, and Ecospace as tools for evaluating ecosystem impacts on marine ecosystems. *ICES Journal of Marine Science*, 57(3): 697-706. <https://doi.org/10.1006/jmsc.2000.0726>
- Petrakis G and Stergiou KI. 1995. Weight-length relationships for 33 fish species in Greek waters. *Fisheries Research*, 21(3-4): 465-469. [https://doi.org/10.1016/0165-7836\(94\)00294-7](https://doi.org/10.1016/0165-7836(94)00294-7)
- Potts JC, Manooch III CS and Vaughan DS. 1998. Age and growth of vermilion snapper from the southeastern United States. *Transactions of the American Fisheries Society*, 127(5): 787-795. [https://doi.org/10.1577/1548-8659\(1998\)127<0787:AAGOV>2.0.CO;2](https://doi.org/10.1577/1548-8659(1998)127<0787:AAGOV>2.0.CO;2)
- Rachid MS, Mouffok S and Boutiba Z. 2014. Estimation of the exploitable biomass and the reference biological point, F<sub>0.1</sub>, of bogue *Boops boops* L., in the bay of Bou-Ismaïl, centre Algerian. *Journal of Biodiversity and Environmental Sciences*, 5(2): 420-427.
- Ramdane Z, Trilles JP, Mahé K and Amara R. 2013. Metazoan ectoparasites of two teleost fish, *Boops boops* (L.) and *Mullus barbatus barbatus* (L.) from Algerian coast: diversity, parasitological index and impact of parasitism. *Cybium*, 37(1-2): 59-66.
- Ricker WE. 1969. Effects of size-selective mortality and sampling bias on estimates of growth, mortality, production and yield. *Journal of the Fisheries Research Board of Canada*, 26(3): 479-541. <https://doi.org/10.1139/f69-051>
- Rochet MJ. 2000. A comparative approach to life-history strategies and tactics among four orders of teleost fish. *ICES Journal of Marine Science*, 57(2): 228-239. <https://doi.org/10.1006/jmsc.2000.0641>
- Santic M, Jardas I and Pallaoro A. 2002. Age, growth and mortality rate of horse mackerel *Trachurus trachurus* (L.) living in the eastern Adriatic. *Periodicum Biologorum*, 104: 165-173.
- Santini F, Carnevale G and Sorenson L. 2014. First multi-locus timetree of seabreams and porgies (Percomorpha: Sparidae). *Italian Journal of Zoology*, 81(1): 55-71. <https://doi.org/10.1080/11250003.2013.878960>
- Sarı E and Çağatay MN. 2001. Distributions of heavy metals in the surface sediments of the Gulf of Saros, NE Aegean Sea. *Environment International*, 26(3): 169-173. [https://doi.org/10.1016/s0160-4120\(00\)00097-0](https://doi.org/10.1016/s0160-4120(00)00097-0)
- Soykan O, İlkyaz AT, Metin G and Kınacıgil HT. 2015. Growth and reproduction of *Boops boops*, *Dentex macrophthalmus*, *Diplodus vulgaris*, and *Pagellus acarne* (Actinopterygii: Perciformes: Sparidae) from east-central Aegean Sea, Turkey. *Acta Ichthyologica et Piscatoria*, 45(1): 39-55. <https://doi.org/10.3750/AIP2015.45.1.05>
- Sparre P and Venema SC. 1992. *Introduction to tropical fish stock assessment*. Manual FAO Fish. Tech. Pap. No: 306/1, Rome. 376pp.

- Stergiou KI. 2000. Life-history patterns of fishes in the Hellenic seas. *Web Ecology*, 1: 1-10. <https://doi.org/10.5194/we-1-1-2000>
- Tesch FW. 1971. Age and Growth. In: Ricker WE (ed). *Methods for Assessment of Fish Production in Fresh Waters*. Oxford: Blackwell Scientific Publications, pp. 98-130.
- Torres MA, Ramos F and Sobrino I. 2012. Length-weight relationships of 76 fish species from the Gulf of Cadiz (SW Spain). *Fisheries Research*, 127-128: 171-175. <https://doi.org/10.1016/j.fishres.2012.02.001>
- Trippel EA 1995. Age at maturity as a stress indicator in fisheries. *Bioscience*, 45(11): 759-771.
- Trippel EA and Harvey HH. 1991. Comparison of methods used to estimate age and length of fishes at sexual maturity using populations of white sucker (*Catostomus commersoni*). *Canadian Journal of Fisheries and Aquatic Sciences*, 48(8): 1446-1459. <https://doi.org/10.1139/f91-172>
- Tsangridis A and Filippousis N. 1991. Use of length-frequency data in the estimation of growth parameters of three Mediterranean fish species: bogue (*Boops boops* L.), picarel (*Spicara smaris* L.) and horse mackerel (*Trachurus trachurus* L.). *Fisheries Research*, 12(4): 283-297. [https://doi.org/10.1016/0165-7836\(91\)90013-6](https://doi.org/10.1016/0165-7836(91)90013-6)
- Wootton RJ. 1990. *Ecology of Teleost Fish*. Chapman and Hall, London. 404pp.